



# 2008-2009 GMT Quarterly Report for District (or Undistricted) **District 39 E**



GMT: **PAT DIMOND**

Location: **IDAHO**

GMT CA: **1 & 2**

## CLUBS

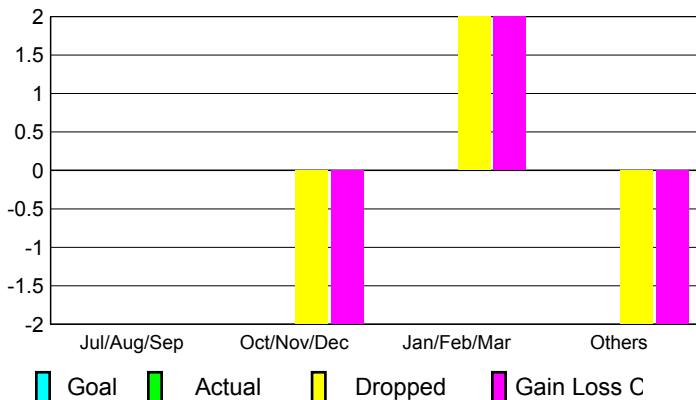
### Club Results 2008-2009

### Clubs 2007-2008

Month	New Club Goal	Actual New Clubs	Actual Dropped Clubs	Gain/Loss of Clubs	Gain/Loss of Clubs
Jul/Aug/Sep	0	0	0	0	0
Oct/Nov/Dec	0	0	-2	-2	0
Jan/Feb/Mar	0	0	2	2	2
Apr/May/June	0	0	-2	-2	0
<b>Totals</b>	<b>0</b>	<b>0</b>	<b>-2</b>	<b>-2</b>	<b>2</b>

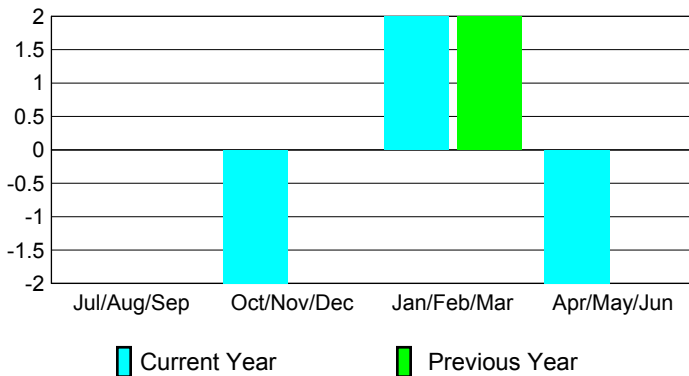
### Club Results 2008-2009

Goal, New, Dropped, Gain/Loss



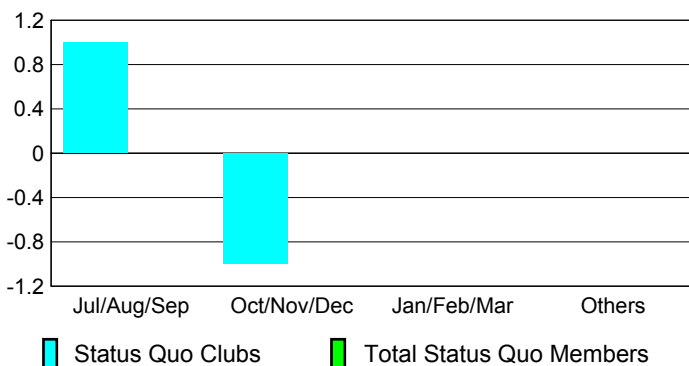
### Comparison of Club Gain/Loss

Current Year Compared to the Previous Year



### YTD Status Quo Clubs 2008-2009

Status Quo Clubs Compared to Status Quo Members



## MEMBERSHIP

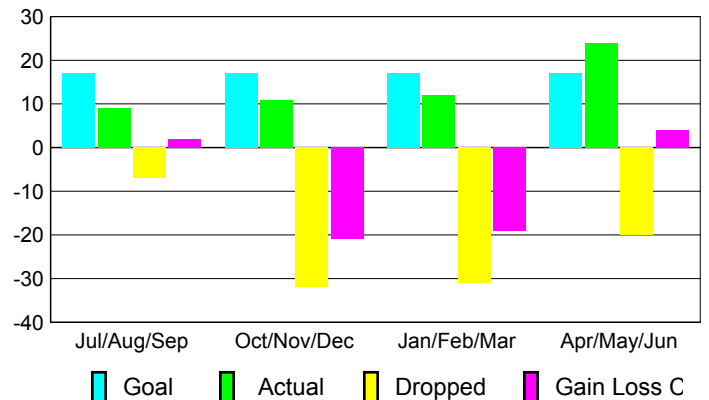
### Membership Results 2008-2009

### Membership 2007-2008

Month	Net Memb Goal	Actual New Memb	Actual Dropped Memb	Gain/Loss of Memb	Gain/Loss of Memb
Jul/Aug/Sep	17	9	-7	2	-7
Oct/Nov/Dec	17	11	-32	-21	-3
Jan/Feb/Mar	17	12	-31	-19	24
Apr/May/June	17	24	-20	4	-4
<b>Totals</b>	<b>68</b>	<b>56</b>	<b>-90</b>	<b>-34</b>	<b>10</b>

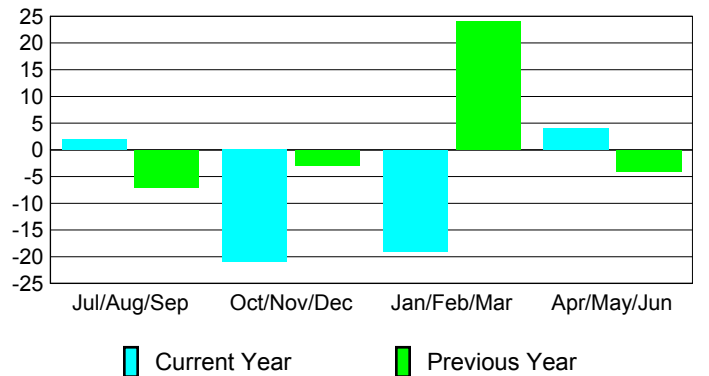
### Membership Results 2008-2009

Goal, New, Dropped, Gain/Loss

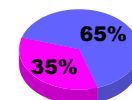


### Comparison of Membership Gain/Loss

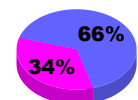
Current Year Compared to the Previous Year



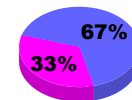
### Gender Comparison 2008-2009



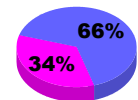
Jul/Aug/Sep



Oct/Nov/Dec



Jan/Feb/Mar



Apr/May/June

Male

Female